



1 - CEMENT RENDER
WHITE



2 - SELECTED FACE
BRICK



3 - TIMBER CLADDING



4 - AXON™ CLADDING



5 - MONUMENT ALU. FRAME
GLAZED WINDOWS -
DOORS - MONUMENT COLOR



6 - FRAMELESS GLASS
BALUSTRADE




7 - FRONT DOOR
BLACK COLOR

GENERAL NOTES

- ALL DIMENSIONS ARE TO BE CHECKED ON SITE PRIOR TO ANY WORK COMMENCEMENT.
- ALL DIMENSIONS ARE IN MILLIMETRES INLESS OTHERWISE STATED
- WRITTEN DIMENSIONS WILL TAKE PRECEDENCE OVER SCALE
- LEVELS SHOWN ARE APPROX. ONLY AND SHOULD BE VERIFIED ON SITE

REV	AMENDMENTS	Date



EPW DESIGNS

109 WOOLCOTT ST. EARLWOOD NSW 2206

P (02) 9591 5292
M 0402206326
E epwdesigns@gmail.com

DRAWING TITLE:
MATERIAL SCHEDULE OF FINISHES

Demolition of existing structures and construction of a two-storey dual occupancy with detached Outbuildings, front fence and associated Torrens title subdivision

AT: NO. 18 LORRAINE AVENUE, PADSTOW HEIGHTS NSW 2211

DEVELOPMENT APPLICATION

DRAWN BY: LN

ISSUE DATE: 9/04/2025
9:17:48 PM

SCALE: (A2)

DRAWING NO: DA 10